



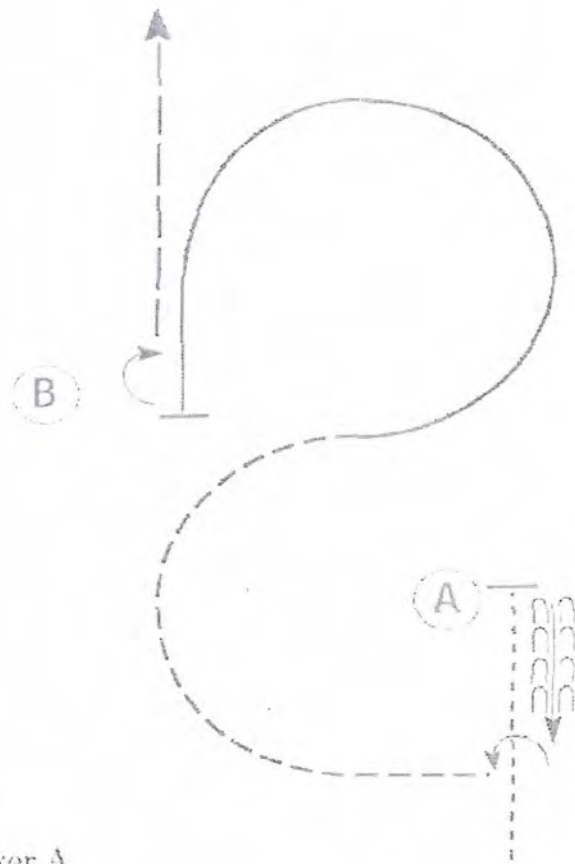
SCHEMATY/PATTERNS ***YOU CAN SLIDE 3***

Mistrzostwa Polski PLQHA 2018
Roleski Ranch Stare Żukowice 18-21.10.2018

Reining

NRHA Open / AQHA & All Breed Senior Open	#12
NRHA Intermediate Open	#3
NRHA Limited Open	#10
NRHA Rookie Professional	#6
NRHA Non Pro / AQHA & All Breed Amateur	#10
NRHA Intermediate Non Pro	#8
NRHA Limited Non Pro	#5
NRHA Novice Horse Open lvl 2	#6
NRHA Youth 14-18	#6
AQHA & All Breed Youth 14-18	#5
NRHA Youth 13&Under	#6
AQHA & All Breed Youth 13&Under	(AQHA) #14
NRHA Youth Unrestricted	#6
NRHA Rookie lvl 1	#8
NRHA Rookie lvl 2	#8
NRHA SBH Open / AQHA & All Breed Junior Open	#8
NRHA Futurity Open	#5
NRHA Futurity Non Pro	#6
NRHA Derby Open	#10
NRHA Derby Non Pro	#12
AQHA & All Breed Ranch Riding Open	#3
AQHA & All Breed Western Riding Open	#4

AQHA & All Breed Western Horsemanship Youth



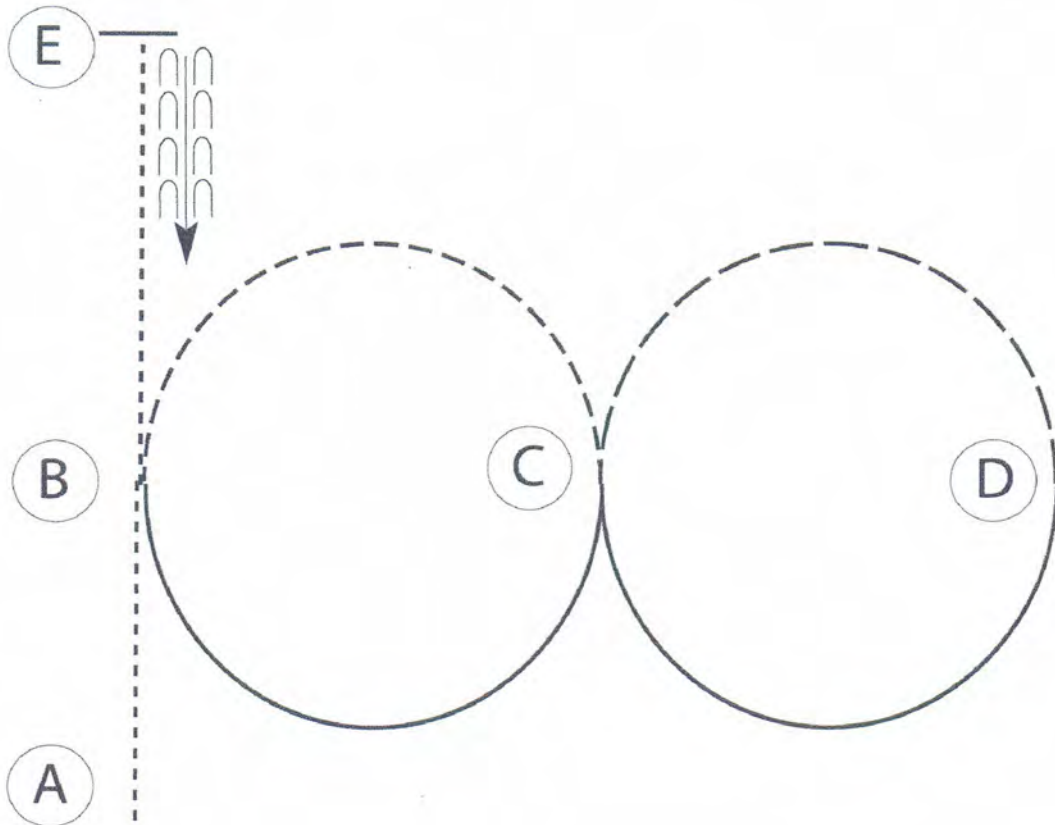
Be ready before marker A.

1. Walk to A.
2. Stop and back approximately one horse length.
3. Execute a 1/4 turn to the left and jog a half circle.
4. Lope on the left lead to B.
5. Stop at B and execute a 1/2 turn to the right.
6. Extend the jog to exit.

Follow the instructions of your ring steward.

Walk	-----
Jog	- - - - -
Extended Jog	- - - - -
Lope	_____
Leg Yield	
Lead Change	↙ ↘
Back	← ← ← ← ←
Marker	(B)
Sidepass	← - - - - →

AQHA & All Breed Western Horsemanship Amateur



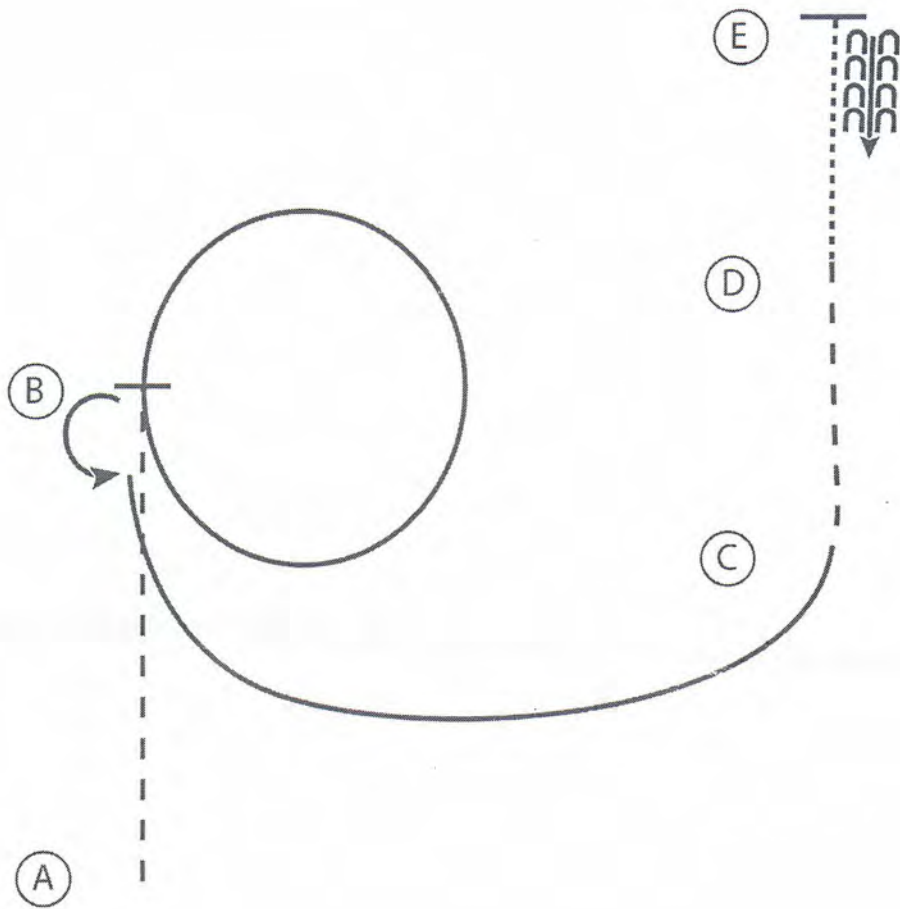
Be ready at A.

1. Walk A to B.
2. Jog a half circle to C.
3. Lope a half circle on the left lead to D.
4. Extend the jog in a half circle to C.
5. Lope a half circle on the right lead to B.
6. Walk to E.
7. Stop at E and back approximately one horse length.

Follow the instructions of your ring steward.

Walk	-----
Jog	-----
Extended Jog	-----
Lope	-----
Lead Change	
Back	
Marker	

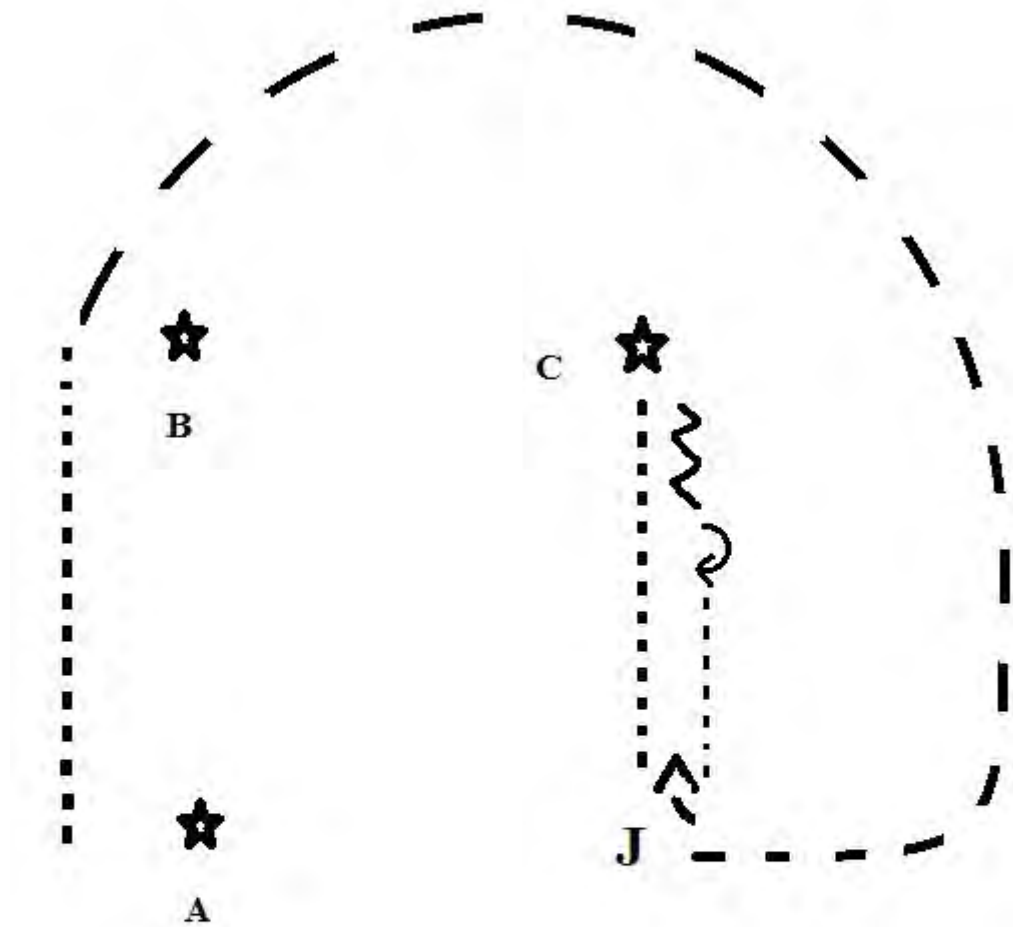
All Breed Western Horsemanship Open



1. Jog A to B
2. At B lope a circle to the right on the right lead
3. Stop at B and perform a 180 degree turn to the left
4. Lope a half circle around to C
5. At C jog to D
6. At D walk to E
- 7 At E stop and back 4 steps

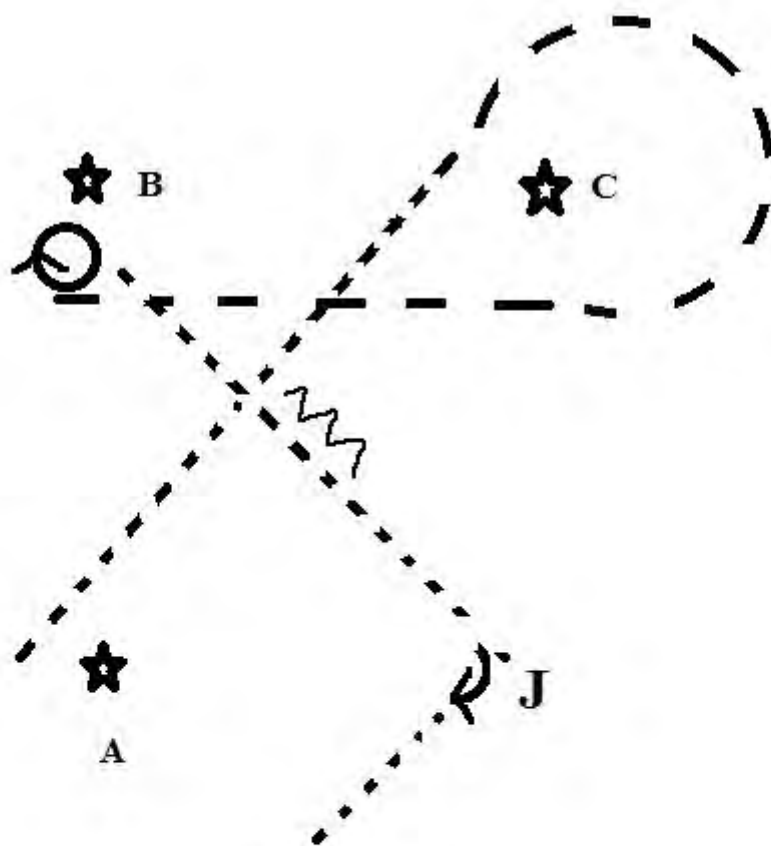
Walk
Jog	-----
Extended Jog	- - - - -
Lope	—————
Leg Yield	
Lead Change	↙
Back	←←←←
Marker	⊙ B
Sidepass	←---→

AQHA Showmanship At Halter Youth



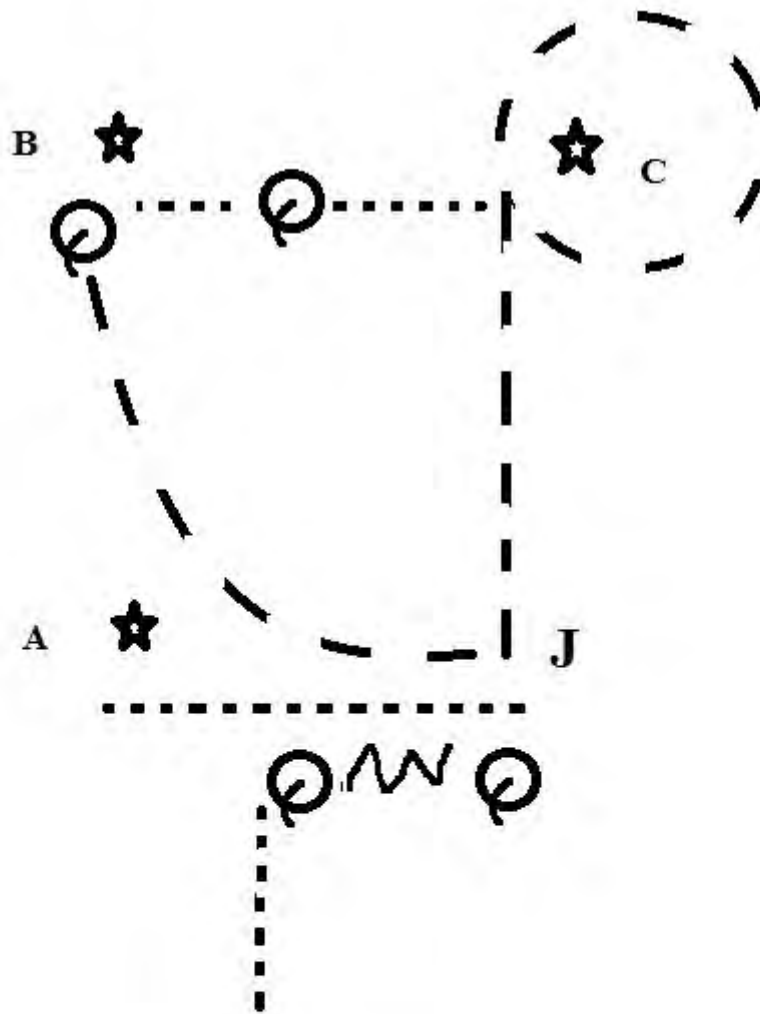
1. WALK A TO B
2. TROT AN ARC FROM B TO JUDGE (ROUND PASSING C)
3. SET UP TO INSPECTION
4. PERFORM 90 DEG TURN AND WALK TO C
5. AT C BACK APPROX 2 HORSE LENGHT
6. PERFORM 180 DEG TURN AND LEAVE ARENA AT WALK

AQHA Showmanship At Halter Amateur



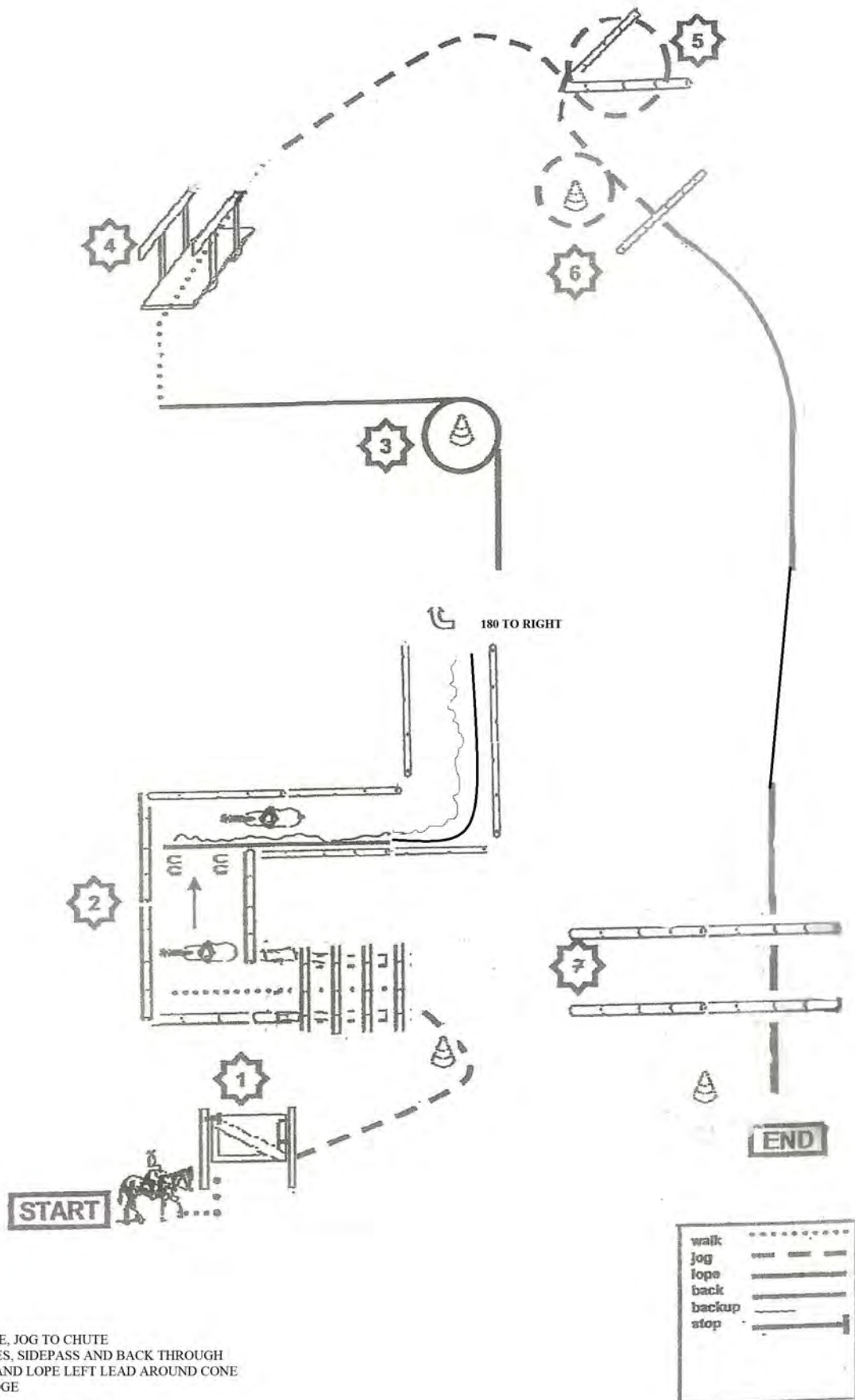
1. WALK A TO C
2. WHEN PASSING C JOG AROUND C AND NEXT JOG TO B
3. PERFORM $1 \frac{5}{8}$ TURN
4. WALK TO JUDGE. AT HALFWAY STOP AND BACK 4 STEPS, NEXT CONTINUE WALK TO JUDGE
5. SET UP AND INSPECTION
6. AFTER INSPECTION PERFORM 90 DEG TURN AND LEAVE ARENA AT WALK

All Breed Showmanship At Halter Open



1. WALK FROM A TO JUDGE
2. STOP AT JUDGE AND PERFORM 270 DEG TURN
3. JOG TO AND AROUND C
4. WHEN PASSING C CHANGE TO WALK
5. IN HALFWAY TO B STOP AND PERFORM 360 DEG TURN AND CONTINUE WALK TO B
6. AT B STOP AND PERFORM 270 DEG TURN
7. TROT AN ARC TO JUDGE
8. SET UP FOR INSPECTION
9. BACK 4 STEPS AND PERFORM 90 DEG TURN AND LEAVE ARENA AT WALK

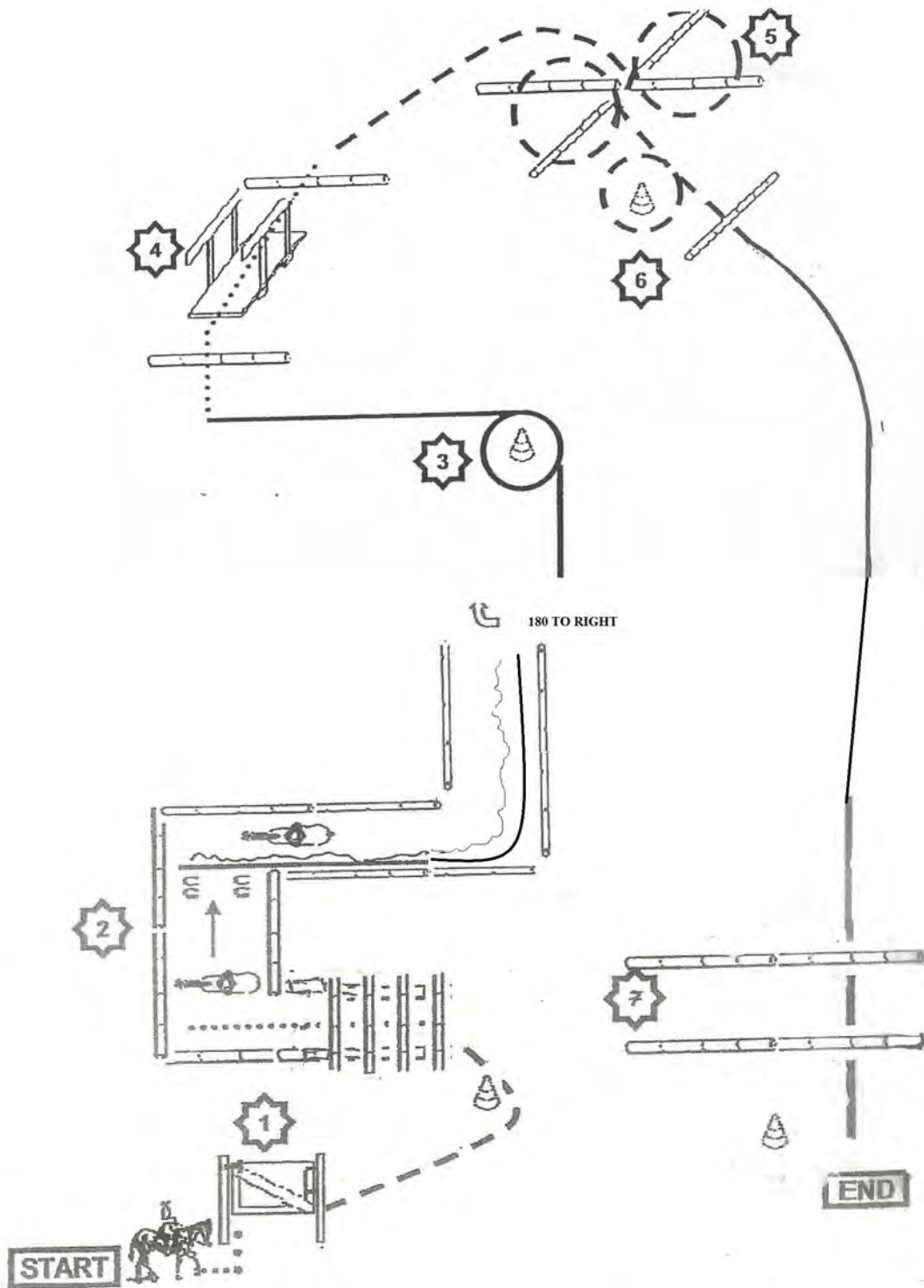
AQHA & All Breed Trail Youth



1. RIGHT HAND GATE, JOG TO CHUTE
2. WALK OVER POLES, SIDEPASS AND BACK THROUGH
3. TURN 180 RIGHT AND LOPE LEFT LEAD AROUND CONE
4. WALK OVER BRIDGE
5. JOG OVER POLES
6. JOG AROUND CONE AND OVER POLES
7. RIGHT LOPE OVER POLES AND STOP APPROX AT CONE

walk
jog	- - - - -
lope	- - - - -
back	—————
backup	—————
stop	—————

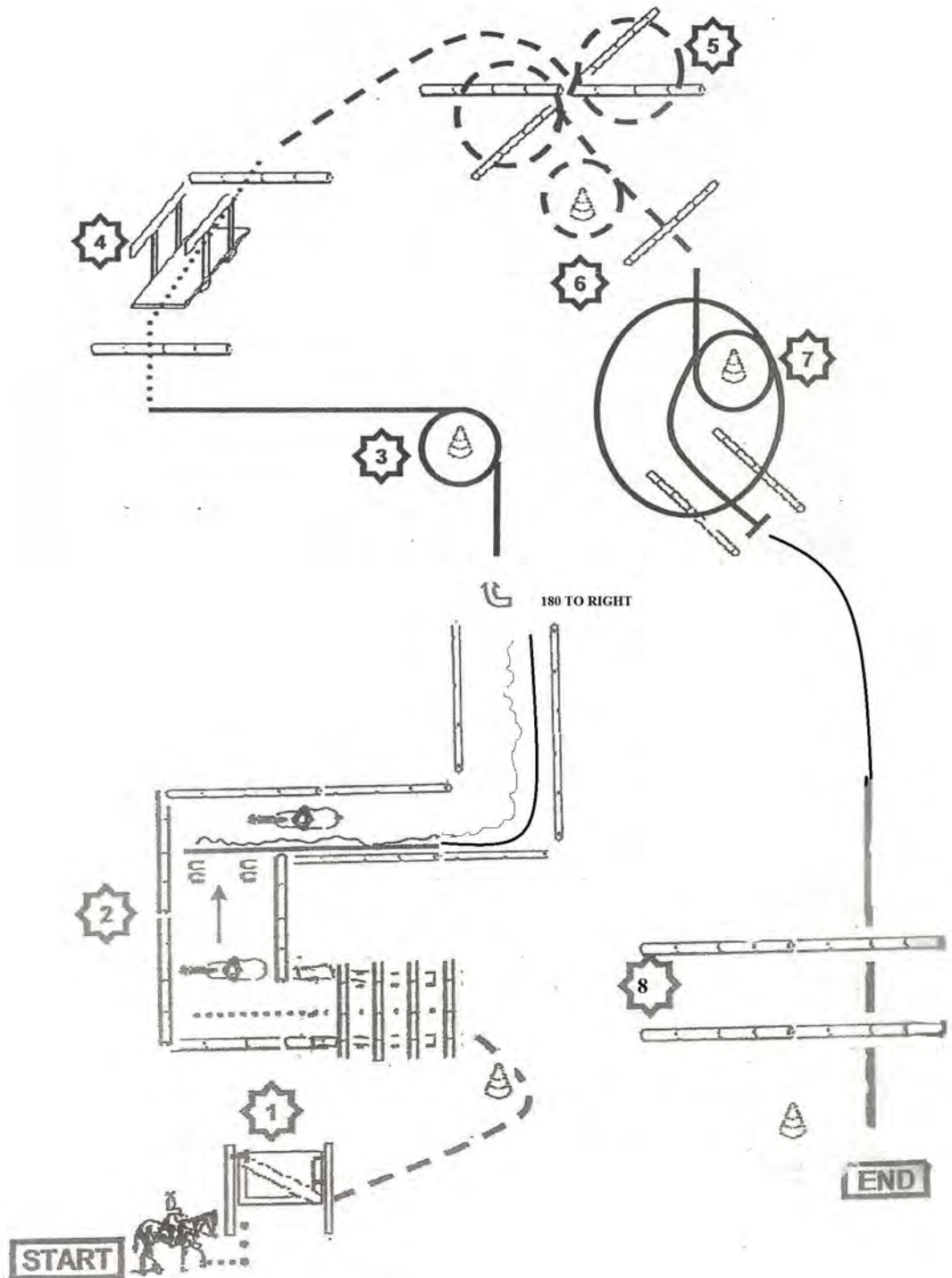
AQHA & All Breed Trail Amateur



1. RIGHT HAND GATE, JOG TO CHUTE
2. WALK OVER POLES, SIDEPASS, BACK
3. TURN RIGHT 180, LOPE LEFT LEAD AROUND CONE
4. WALK OVER POLES AND BRIDGE
5. JOG OVER POLES (START LEFT)
6. JOG AROUND CONE AND OVER POLE
7. RIGHT LEAD LOPE OVER POLES, STOP AT CONE

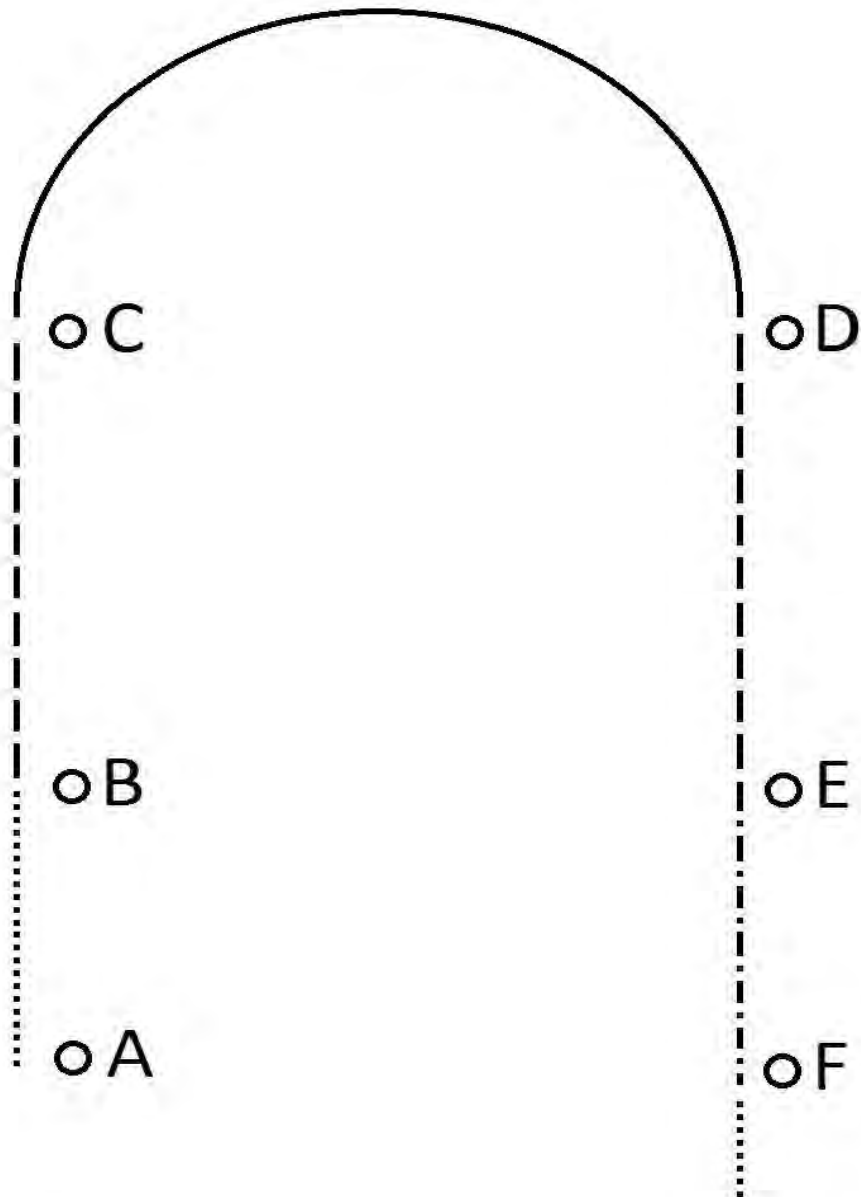
AQHA & All Breed Trail Open

Trail Jackpot



1. RIGHT HAND GATE, JOG TO CHUTE
2. WALK OVER RAISED POLES, SIDEPASS, BACK
3. TURN 180 RIGHT
4. WALK OVER POLES AND BRIDGE
5. JOG OVER POLES (START LEFT)
6. JOG AROUND CONE AND OVER POLE
7. LEFT LEAD LOPE OVER POLES AND IN CHUTE, STOP AT END OF POLES
8. RIGHT LEAD LOPE OVER POLES AND STOP AT CONE

All Breed Hunt Seat Equitation Open



1. BE READY AT A
2. WALK FROM A TO B
3. TROT LEFT DIAGONAL FROM B TO C
4. RIGHT LEAD CANTER FROM C TO D
5. SITTING TROT FROM D TO E
6. EXTENDED POSTING TROT WITHOUT IRONS FROM E TO F
7. EXIT AT WALK (SINCE F)