



PATTERNS

YOU CAN SLIDE 2

Roleski Ranch Stare Żukowice 28 - 30 of April 2017

Reining

NRHA Open / AQHA Senior Open / All Breed Senior Open	#12
NRHA Intermediate Open	#3
NRHA Limited Open	#12
NRHA Rookie Professional	#8
NRHA Non Pro / AQHA All Ages Amateur / All Breed Amateur	#8
NRHA Intermediate Non Pro	#6
NRHA Limited Non Pro	#3
NRHA Novice Horse Open lvl 2	#5
NRHA Youth 14-18	#5
AQHA 14-18 / All Breed 14-18	#6
NRHA Youth 13&Under	#5
AQHA Youth 13&Under / All Breed Youth 13&Under	(AQHA) #14
NRHA Rookie lvl 1	#6
NRHA SBH Open / AQHA Junior Open / All Breed Junior Open	#6
Reining Jackpot	???
AQHA Ranch Riding Open / All Breed Ranch Riding Open	#2
AQHA Western Riding Open / All Breed Western Riding Open	#1

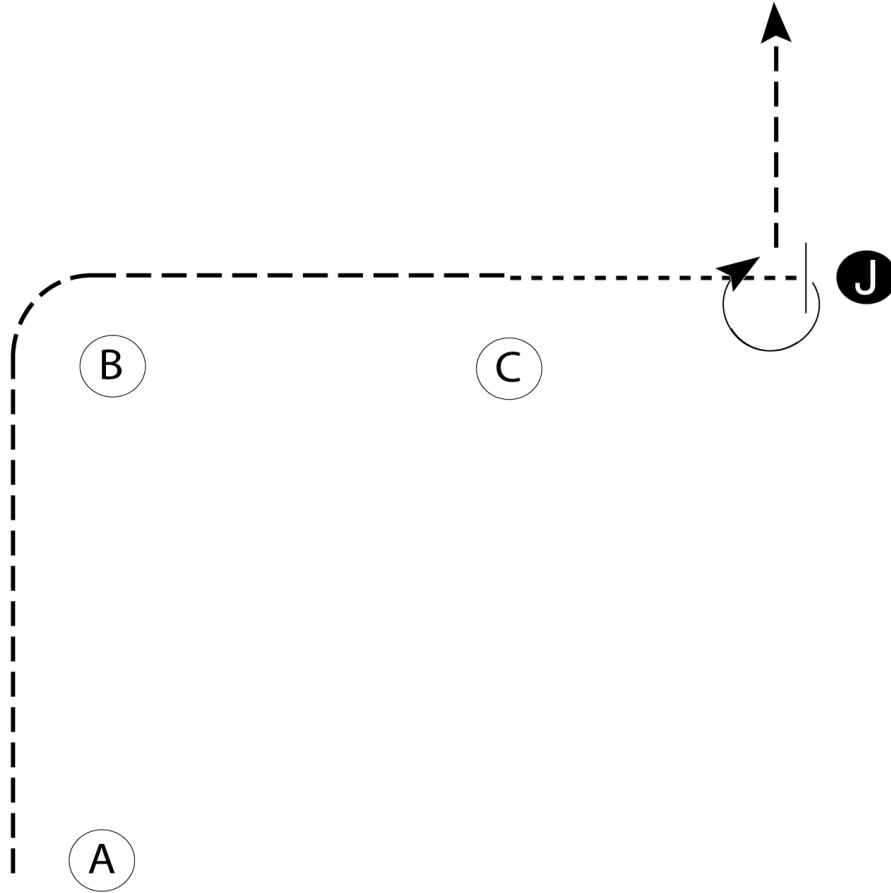
YOU CAN SLIDE 2

Showmanship At Halter Youth (AQHA)

Show Date: 2017

w w w . H o r s e S h o w P a t t e r n s . c o m

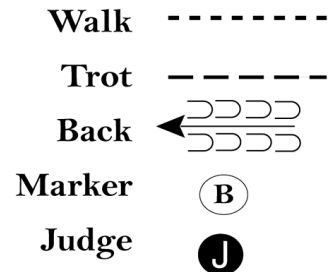
w w w . H o r s e S h o w P a t t e r n s . c o m



Be ready at A.

1. Jog from A around B and to C.
2. Walk from C to Judge and set up for inspection
3. When dismissed perform a 270 degree turn and trot to lineup.

Follow the instructions of your ring steward.



[S/1-26]

Pattern Provided by:

Polish Quarter Horse Association

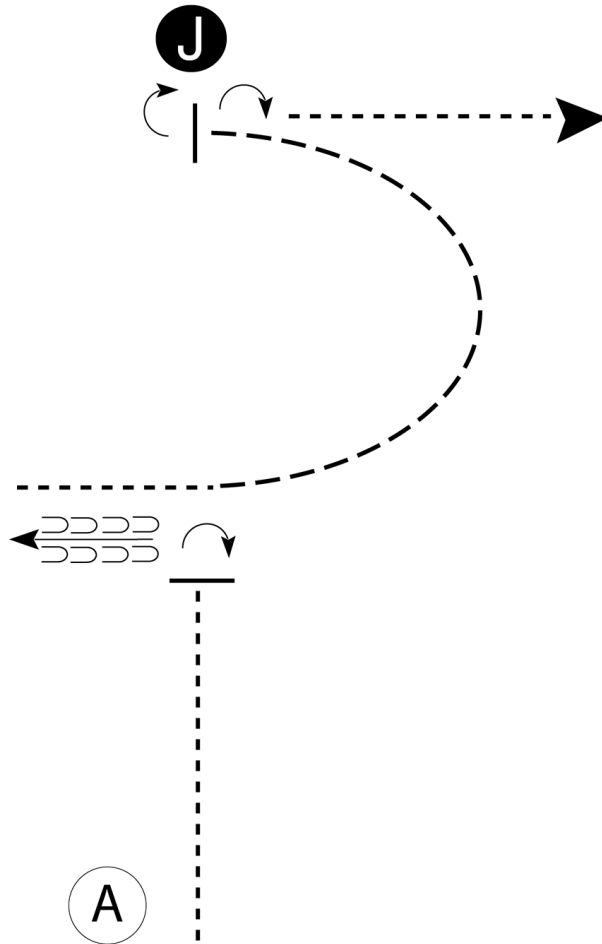
YOU CAN SLIDE 2

Showmanship At Halter Amateur / Open (AQHA / All Breed)

Show Date: 2017

w w w . H o r s e S h o w P a t t e r n s . c o m

w w w . H o r s e S h o w P a t t e r n s . c o m



Be ready at A.

1. When acknowledged, walk half way to Judge.
2. Stop and perform a 1/4 turn.
3. Back approximately one horse length.
4. Walk until even with Judge.
5. Trot in a half circle until even with Judge.
6. Perform a 1/4 turn, stop and set up for inspection.
7. When dismissed, perform a 1/4 turn and walk straight away from Judge.

Walk	-----
Trot	- - - - -
Back	← ㄩ ㄩ ㄩ
Marker	ⓑ
Judge	ⓙ

Follow the instructions of your ring steward.

[S/2-80]

Pattern Provided by:
Polish Quarter Horse Association

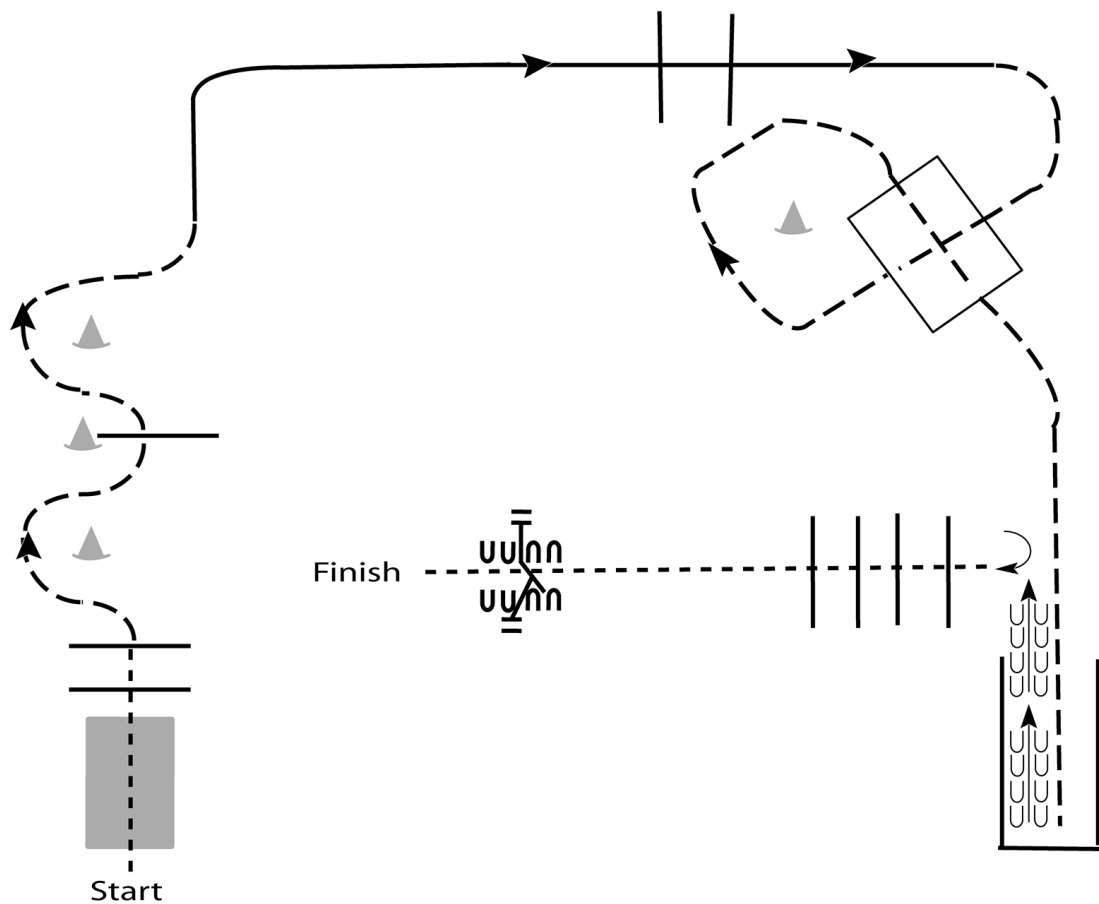
YOU CAN SLIDE 2

Trail Youth (AQHA / All Breed)

Show Date: 2017

www.HorseShowPatterns.com

www.HorseShowPatterns.com



Be ready at start.

1. Walk over bridge and over poles.
2. Jog through serpentine and over pole.
3. Lope on the right lead over poles.
4. Jog through box and into chute.
5. Back out of chute.
6. Turn 90 degrees and walk over elevated poles.
7. Work gate with left hand.

Walk	-----
Jog	- - - - -
Extended Jog	- - - - -
Lope	—————
Leg Yield	
Lead Change	— / —
Back	← ← ← ← ←
Marker	ⓑ
Sidepass	← ——— →

[T/1-6]

Pattern Provided by:

Polish Quarter Horse Association

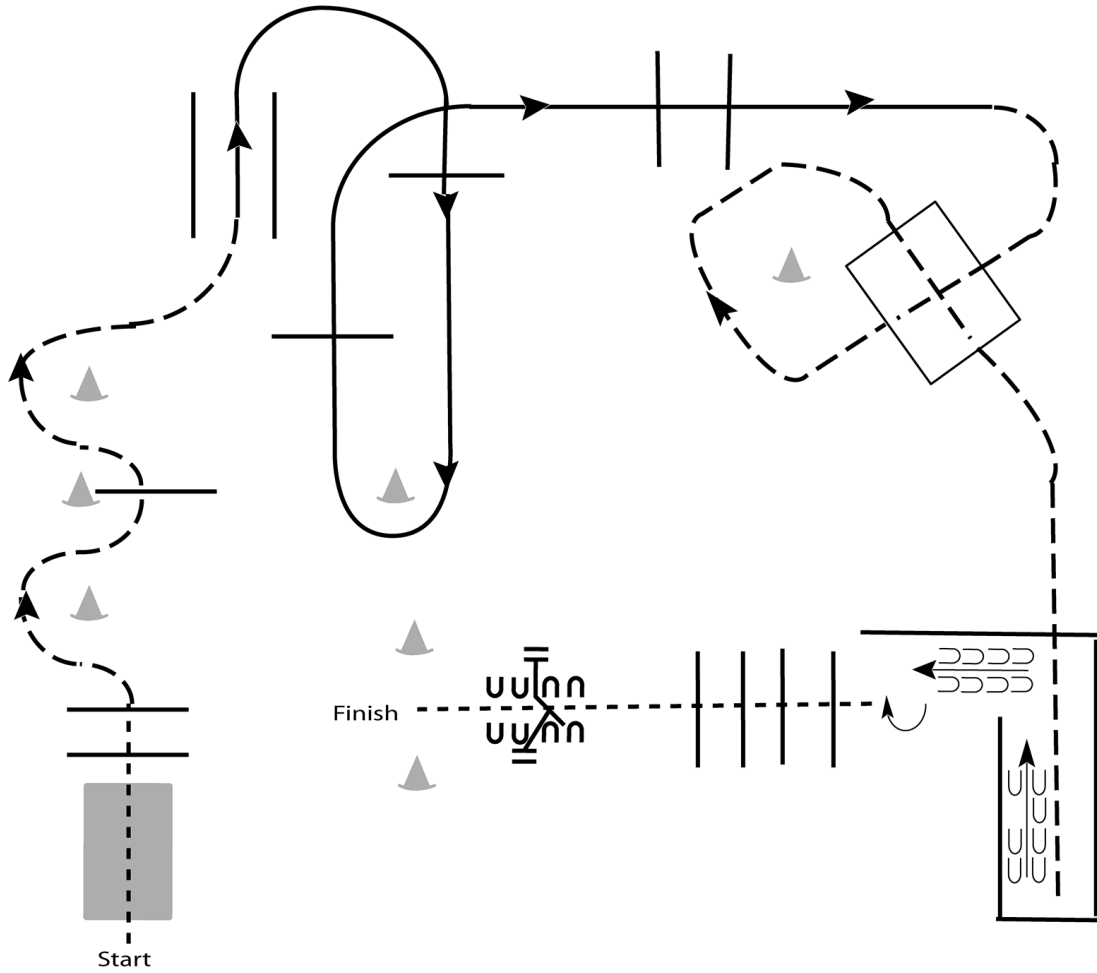
YOU CAN SLIDE 2

Trail Amateur (AQHA / All Breed)

Show Date: 2017

www.HorseShowPatterns.com

www.HorseShowPatterns.com



Begin at Start.

1. Walk over bridge and over poles.
2. Jog through serpentine and over pole.
3. Lope on the right lead over poles.
4. Jog through box and into chute.
5. Back the L.
6. Turn 180 degrees and walk over elevated poles.
7. Work gate with left hand.

Walk	-----
Jog	- - - - -
Extended Jog	- - - - -
Lope	—————
Leg Yield	
Lead Change	— / —
Back	← ← ← ← ←
Marker	Ⓚ
Sidepass	← — — — — →

[T/2-7]

Pattern Provided by:

Polish Quarter Horse Association

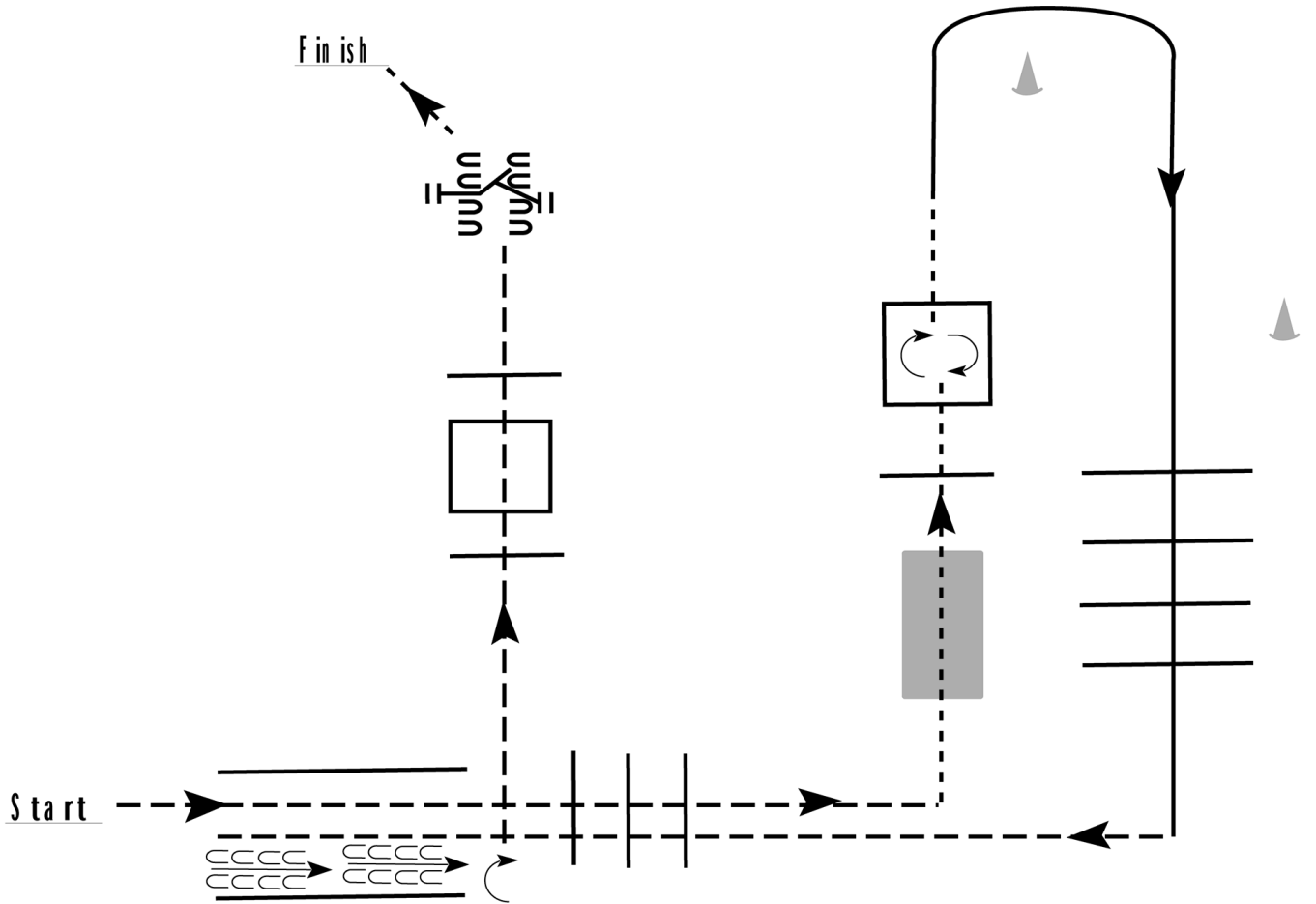
YOU CAN SLIDE 2

Trail Open (AQHA / All Breed)

Show Date: 2017

www.HorseShowPatterns.com

www.HorseShowPatterns.com



1. Trot thru chute, over poles and to bridge.
2. Walk over bridge and pole into box.
3. Perform a full turn to the right and walk out.
4. Lope on the right lead around cone and over poles.
5. Trot over poles and into chute.
6. Back out of chute and turn 1/4 turn right.
7. Trot over poles to gate.
8. Work the gate and walk to finish.

Walk	-----
Jog	- - - - -
Lope	—————
Back	←←←←←
Marker	▲
Sidepass	←-----→

[T/3-40]

Pattern Provided by:

Polish Quarter Horse Association

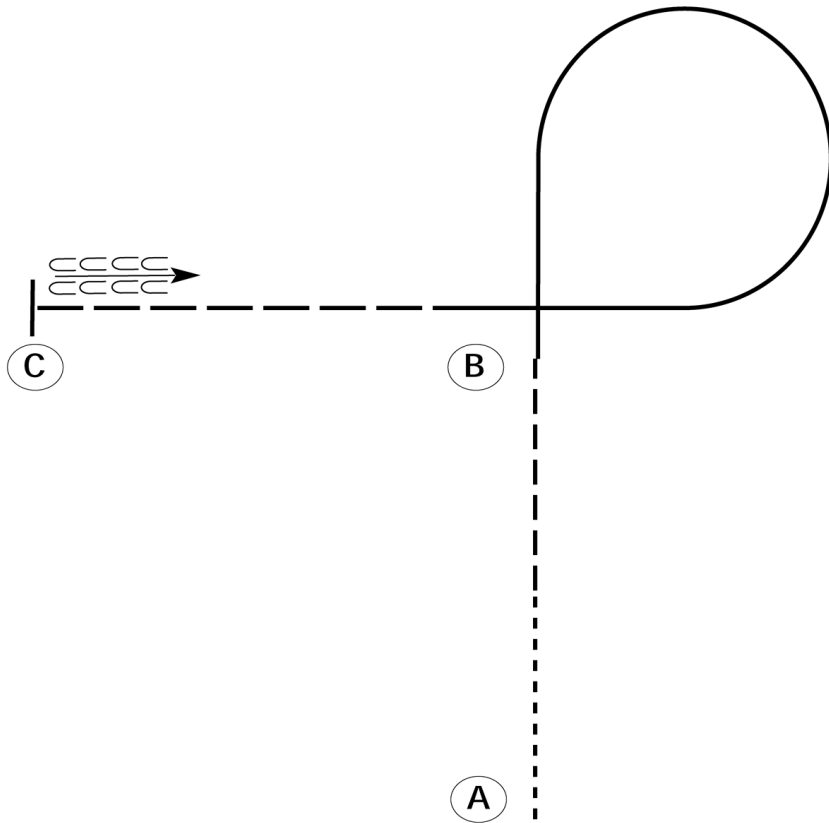
YOU CAN SLIDE 2

Western Horsemanship Youth (AQHA / All Breed)

Show Date: 2017

www.HorseShowPatterns.com

www.HorseShowPatterns.com



Be ready at A.

1. Walk from A 1/2 way to B.
2. Jog the rest of the way to B.
3. Lope a circle to the right.
4. Perform an extended jog from B to C.
5. Stop at C and back one horse length.

Retire to the rail or line up at a jog.

Walk	-----
Jog	- - - - -
Extended Jog	- - - - -
Lope	—————
Leg Yield	
Lead Change	— / —
Back	← — — — —
Marker	Ⓚ
Sidepass	← — — — — →

[WH/1-25]

Pattern Provided by:

Polish Quarter Horse Association

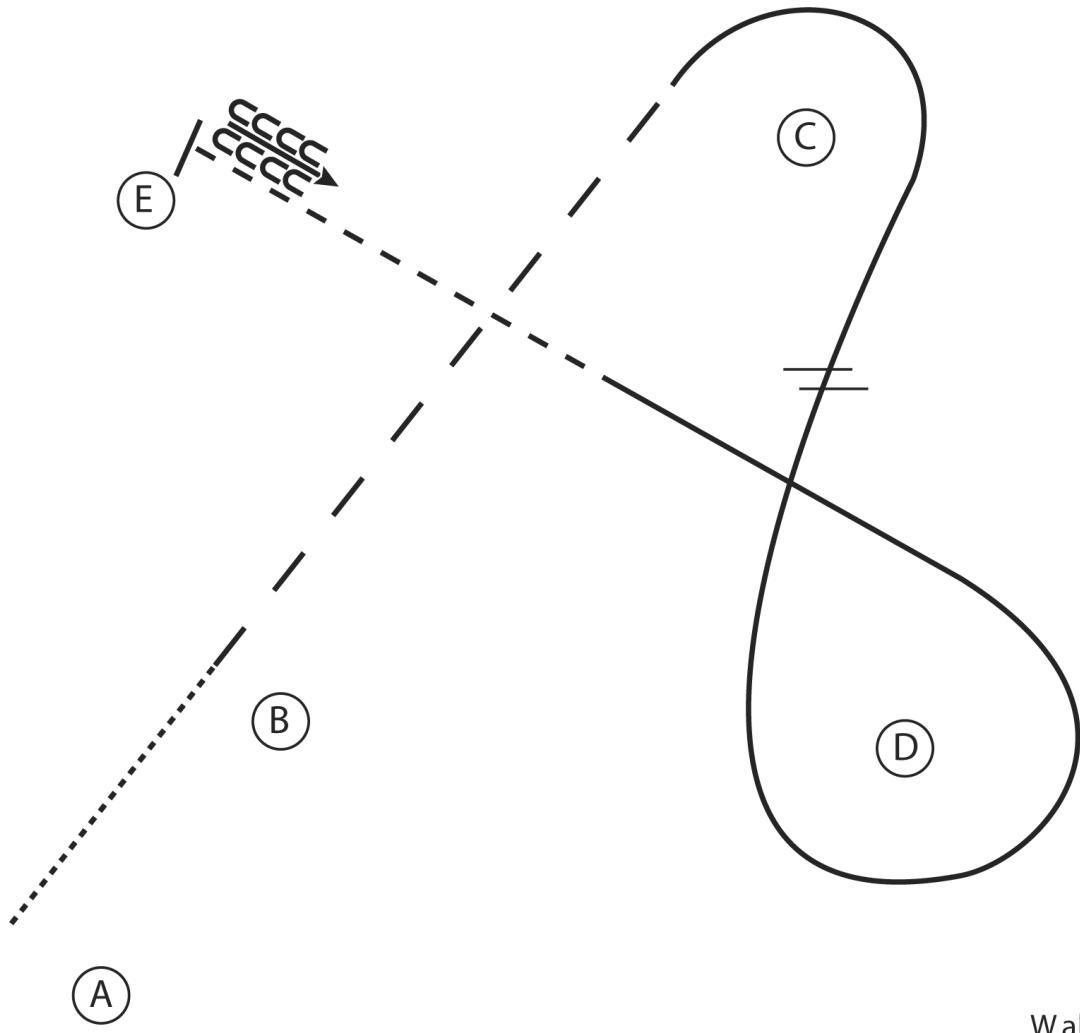
YOU CAN SLIDE 2

Western Horsemanship Amateur / Open (AQHA / All Breed)

Show Date: 2017

w w w . H o r s e S h o w P a t t e r n s . c o m

w w w . H o r s e S h o w P a t t e r n s . c o m



1. Walk A to B
2. At B extend the jog to C
3. At C lope a circle around C on the right lead
4. Between C and D perform a simple lead change
5. Lope a circle around D
6. Break to the jog when between D and E
7. At E stop and back 4 steps

Walk
Jog	-----
Extended Jog	-----
Lope	—————
Leg Yield	
Lead Change	↘
Back	←←←←
Marker	⊙
Sidepass	←←←←

[WH/2-11]

Pattern Provided by:

Polish Quarter Horse Association