



SCHEMATY/PATTERNS ***YOU CAN SLIDE I***

Roleski Ranch Stare Żukowice 23-25.03.2018

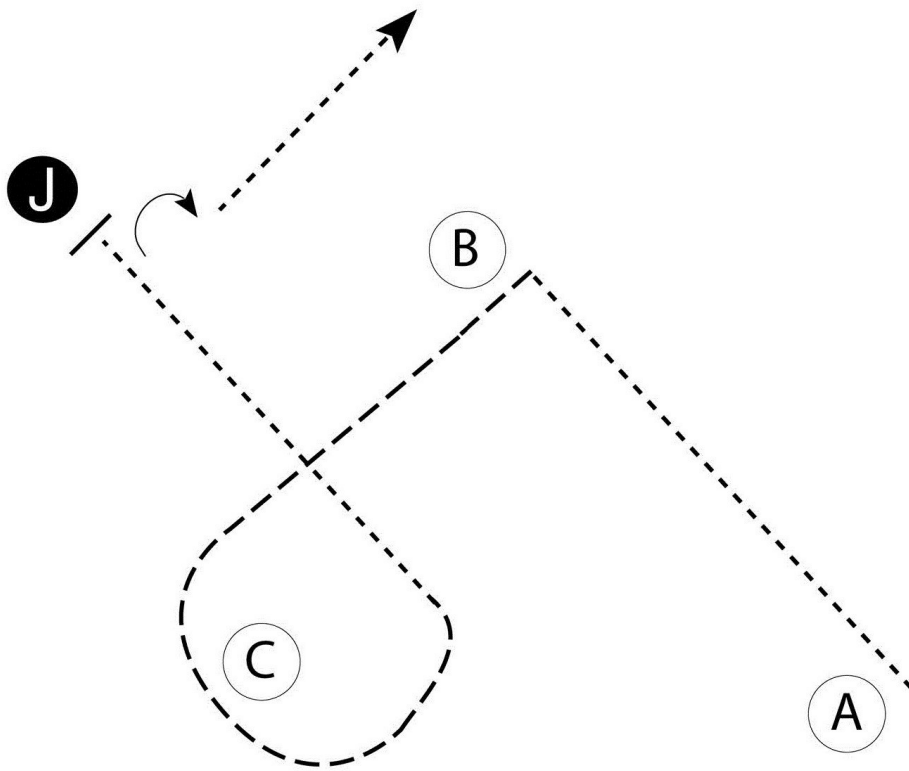
Reining

NRHA Open / All Breed Senior Open	#12
NRHA Intermediate Open	#8
NRHA Limited Open	#6
NRHA Rookie Professional	#5
NRHA Non Pro / All Breed Amateur	#3
NRHA Intermediate Non Pro	#12
NRHA Limited Non Pro	#8
NRHA Novice Horse Open lvl 2	#5
NRHA Youth 14-18	#8
All Breed 14-18	#6
NRHA 13&Under	#6
All Breed Youth 13&Under	(AQHA) #14
NRHA Rookie lvl 1	#6
NRHA Rookie lvl 2	#6
NRHA SBH Open / All Breed Junior Open	#6
Reining Jackpot	???
All Breed Ranch Riding Open	#3
All Breed Western Riding Open	#1

YOU CAN SLIDE 1

Roleski Ranch 23-25.03.2018

All Breed Showmanship At Halter Open



Be ready at A.

1. Walk from A to B.
2. Turn left at B and trot to and around C as shown.
3. Walk from C to judge.
4. Stop and set up for inspection.
5. When dismissed, perform a 90 degree turn and walk away.

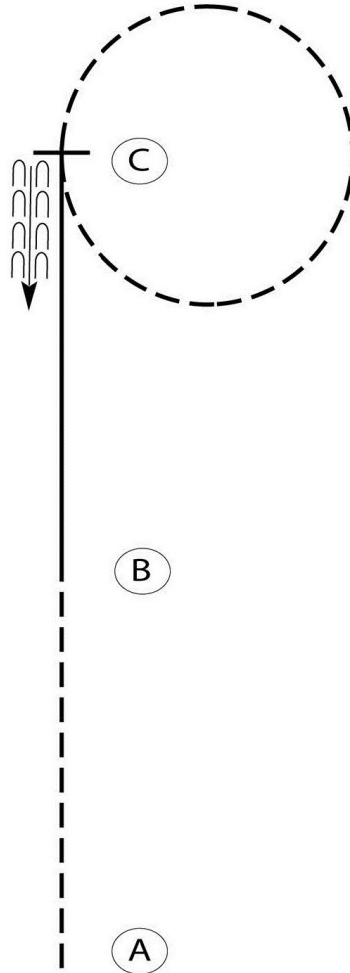
Follow the instructions of your ring steward.

Walk	-----
Trot	- - - - -
Back	←
Marker	ⓑ
Judge	ⓐ

YOU CAN SLIDE 1

Roleski Ranch 23-25.03.2018

All Breed Western Horsemanship Youth



Be ready at A.

1. Jog from A to B.
2. Lope on the right lead to C.
3. Even with C, break to a jog and circle to the right.
4. Stop at C and back one horse length

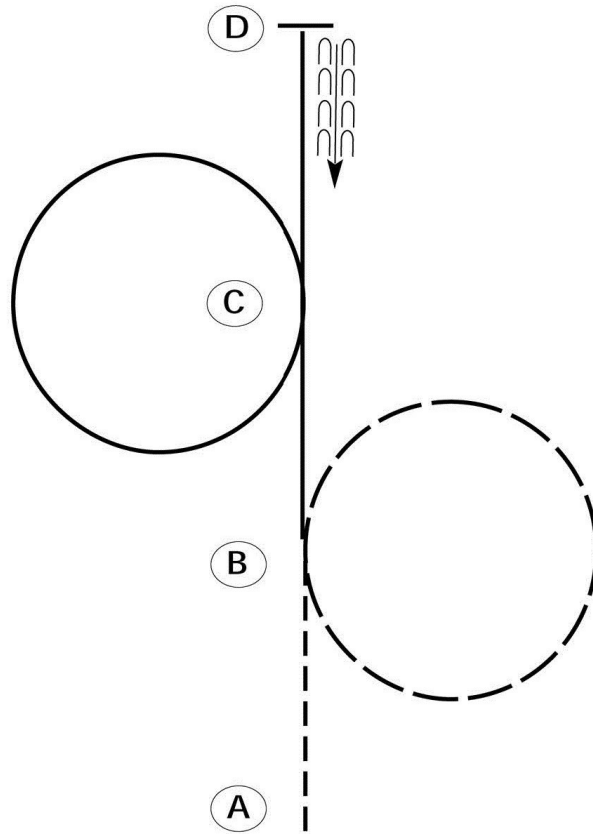
Retire to the rail or line up at a jog.

Walk	-----
Jog	- - - - -
Extended Jog	- - - - -
Lope	—————
Leg Yield	
Lead Change	— / —
Back	← — — — — — — — — —
Marker	⊙ B
Sidepass	← — — — — →

YOU CAN SLIDE 1

Roleski Ranch 23-25.03.2018

All Breed Western Horsemanship Amateur



Be ready at A.

1. Jog from A to B.
2. Extend the jog in a circle to the right at B.
3. Lope on the left lead to C and circle to the left.
4. Continue to lope to D.
5. Stop and D and back one horse length.

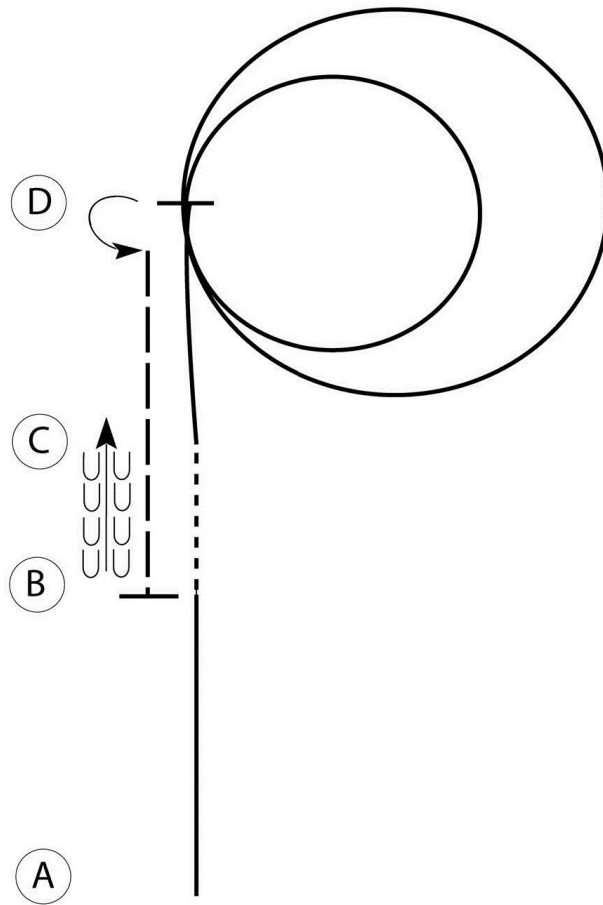
Retire to the rail or line up at a jog.

Walk	-----
Jog	- - - - -
Extended Jog	- - - - -
Lope	—————
Leg Yield	
Lead Change	— / —
Back	← — — — — — — — — —
Marker	⊙ B
Sidepass	← — — — — →

YOU CAN SLIDE 1

Roleski Ranch 23-25.03.2018

All Breed Western Horsemanship Open



Be ready at A.

1. Lope on the left lead to B.
2. Walk B to C.
3. Lope on the right lead to D.
4. Lope a large fast circle to the right.
5. Lope a small slow circle to the right.
6. Stop at D and perform a 180 degree spin to the left.
7. Extend the jog to B.
8. Stop at B and back to C.

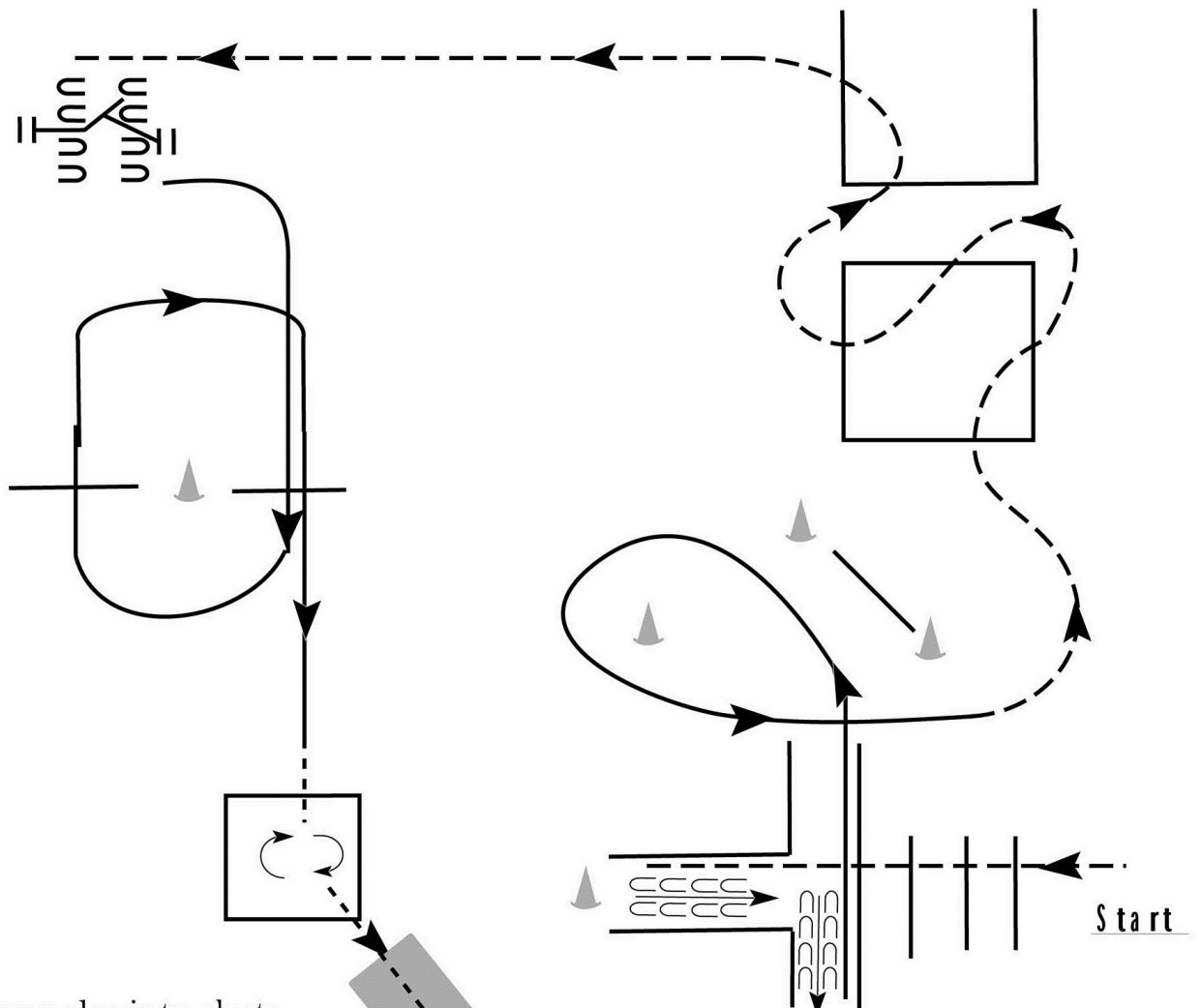
Follow the instructions of your ring steward.

Walk	-----
Jog	-----
Extended Jog	-----
Lope	-----
Leg Yield	
Lead Change	—/—
Back	← ← ←
Marker	(B)
Sidepass	←-----→

YOU CAN SLIDE 1

Roleski Ranch 23-25.03.2018

All Breed Trail Youth/Amateur



1. Jog over poles into chute.
2. Back the L.
3. Lope out of chute and around cone on Finish the left lead.
4. Jog thru two boxes and to gate as shown.
5. Work gate with left hand.
6. Lope on the right lead over poles as shown.
7. Walk to and into box. Turn just under one full turn to the right.
8. Walk out of box and over bridge as shown.

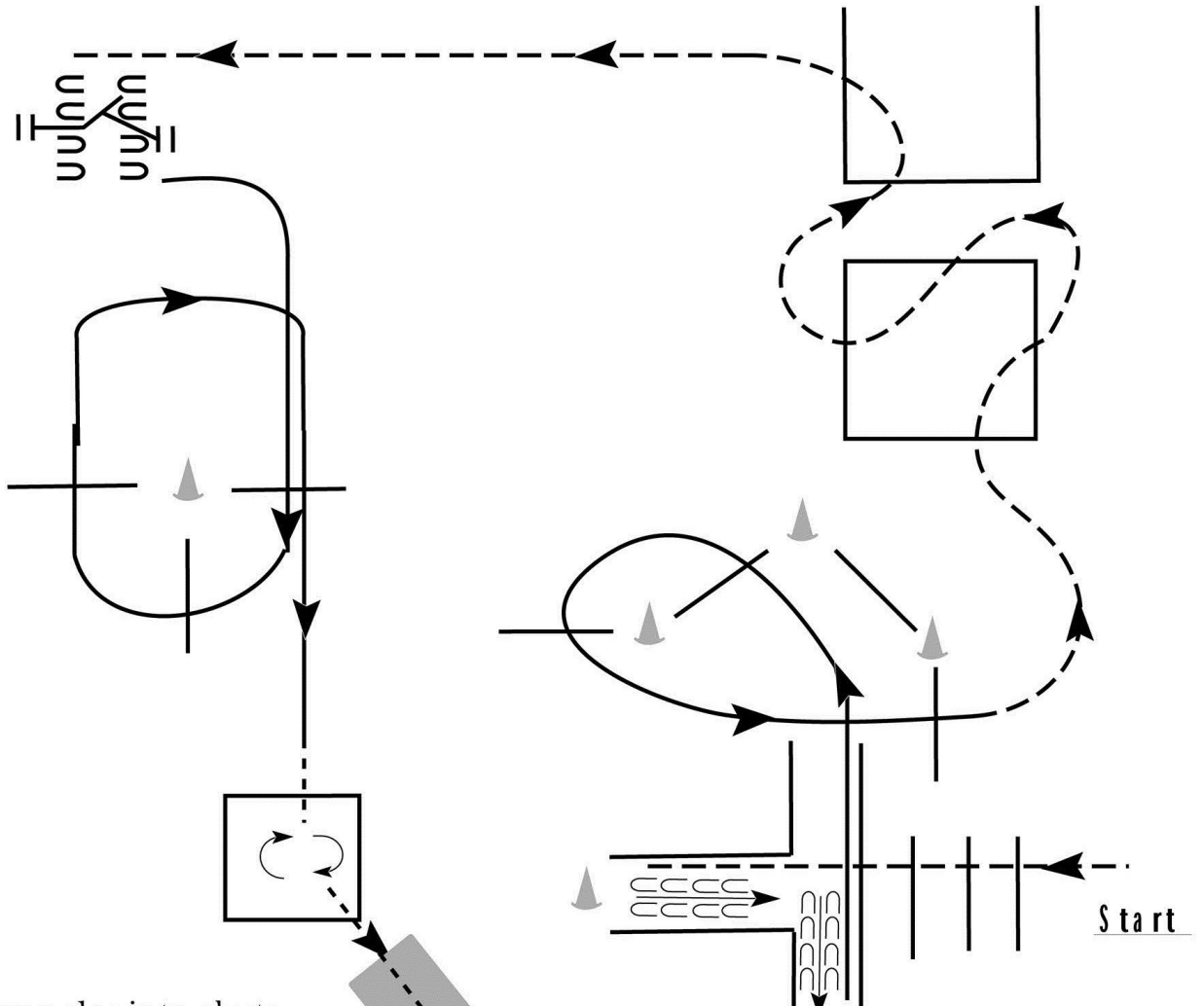
Walk	-----
Jog	- - - - -
Extended Jog	-----
Lope	—————
Lead Change	———/———
Back	←←←←←
Marker	▲
Sidepass	←-----→

Walk to finish

YOU CAN SLIDE 1

Roleski Ranch 23-25.03.2018

All Breed Trail Open



1. Jog over poles into chute.
2. Back the L.
3. Lope out of chute and over poles on the left lead.
4. Jog thru two boxes and to gate as shown.
5. Work gate with left hand.
6. Lope on the right lead over poles as shown.
7. Walk to and into box. Turn just under one full turn to the right.
8. Walk out of box and over bridge as shown.

Walk	-----
Jog	- - - - -
Extended Jog	- - - - -
Lope	—————
Lead Change	↖
Back	←←←←←
Marker	▲
Sidepass	←-----→

Walk to finish